

# Workflow of a Parabon<sup>®</sup> Snapshot<sup>™</sup> Investigation

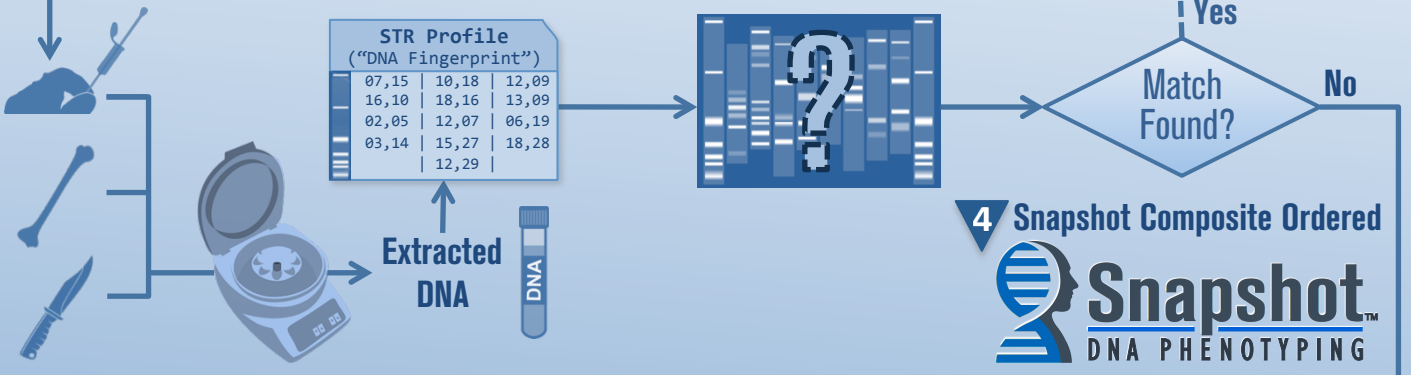
**1** DNA Evidence Is Collected and Sent to Crime Lab



## DNA Crime Lab

**2** Crime Lab Extracts DNA And Produces STR Profile (a.k.a. "DNA Fingerprint")

**3** STR Profile Checked Against DNA Database(s)



**4** Snapshot Composite Ordered

**Match Found?** Yes / No

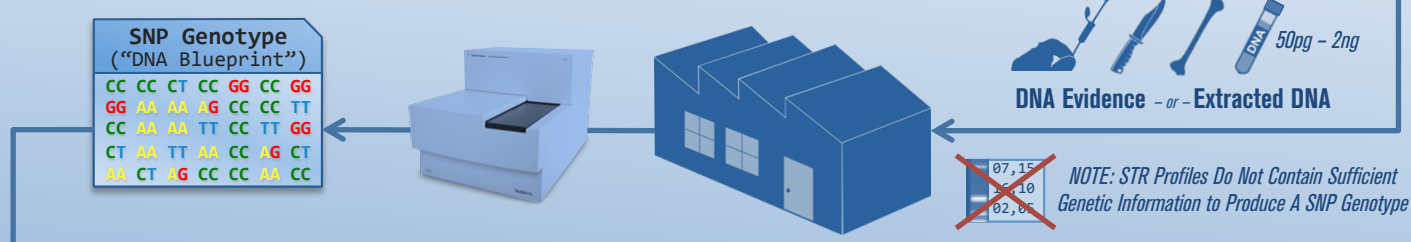
**Snapshot™**  
DNA PHENOTYPING

## DNA Service Labs

**7** Genotype Data Is Sent To Parabon

**6** Genotyping Lab Produces SNP Profile (a.k.a. "DNA Blueprint")

**5** Unidentified DNA Is Sent To Service Lab (DNA Extracted If Needed)



## Parabon NanoLabs


**8** Parabon Analyzes Genotype Data

**9** Parabon Predicts Physical Traits and Produces Snapshot Report

**10** Investigator Uses Snapshot Report To:



- Hair Color
- Eye Color
- Skin Color
- Freckling
- Face Shape
- Ancestry
- Kinship



- ✓ Generate Leads
- ✓ Exclude Suspects
- ✓ Identify Remains